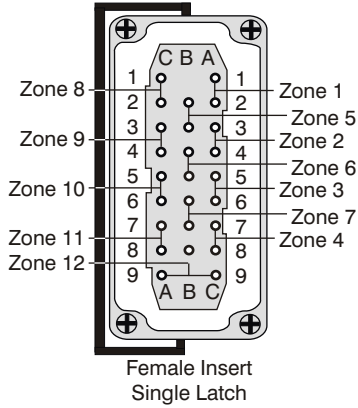


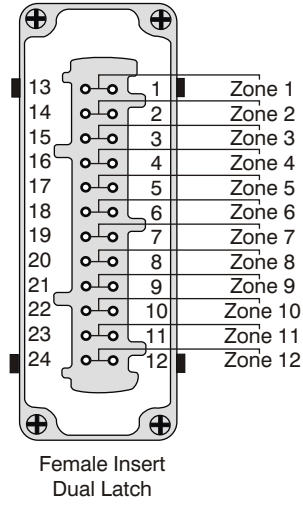
A1

Power



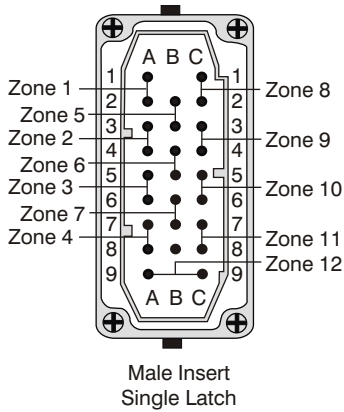
A3

Power



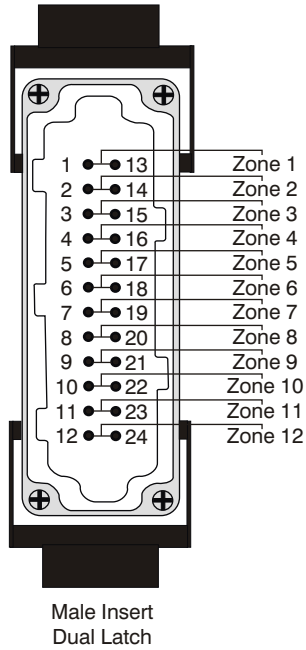
A2

Power



A4

Power

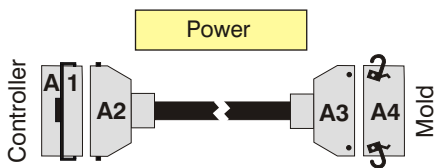


DWG 58

Date: 8.24.2004
Enclosure: DME® Standard Enclosure
Tool End: HBE24 - Dual Latch



Sterling, VA USA Tel. +1-(703) 471-5050
Wiesbaden, Germany Tel. +49-(0)-611-973430
Ube, Japan Tel. +81-(836) 54-4369
www.gammaflux.com; www.gammaflux.de



Part Number(s)

Item	Base	Hood	Insert	Strain Relief
A1	6124-027		6124-026	
A2		6124-157	6124-025	6124-052
A3		6124-050	6124-008	6124-038
A4	6124-040		6124-007	
Power Cable	WAD25E24DPOS??			