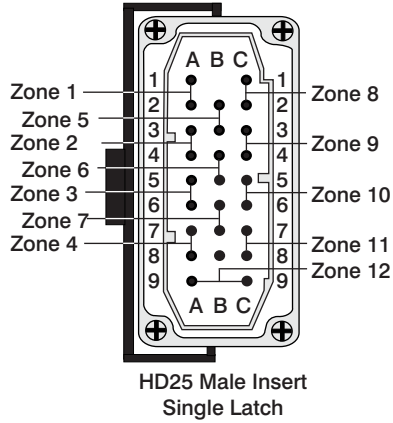


A1

Thermocouple

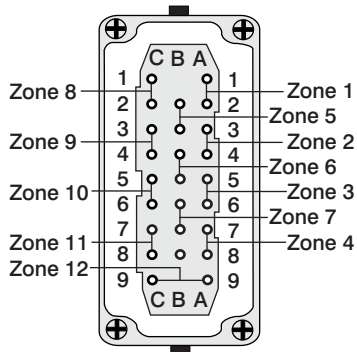


HD25 Male Insert
Single Latch

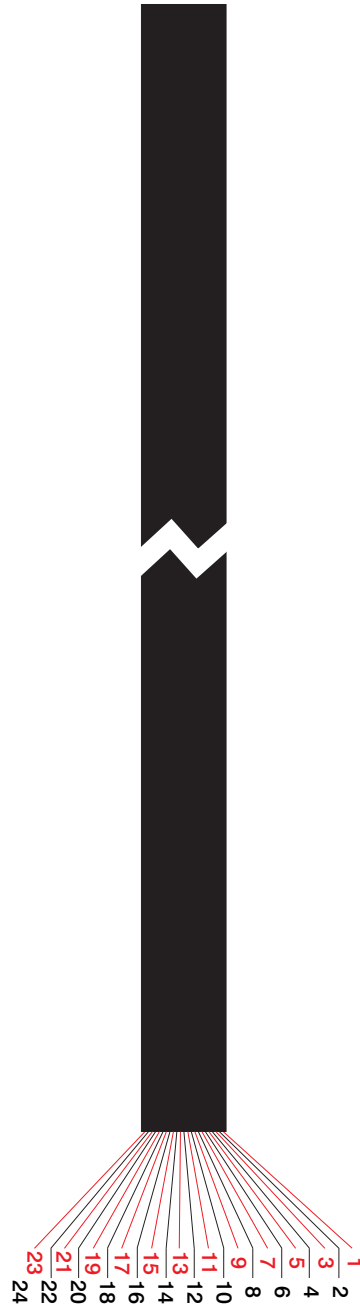
Thermocouple Polarity on Enclosure & Controller End of Cable
 (+) on pins A1, A3, A5, A7, B2, B4, B6, C1, C3, C5, C7, A9
 (-) on pins A2, A4, A6, A8, B3, B5, B7, C2, C4, C6, C8, C9

A2

Thermocouple



HD25 Female Insert
Single Latch



Thermocouple

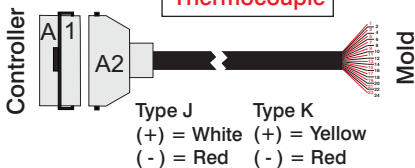
DWG 57

Date: 8.24.2004
 Enclosure: DME® Standard Enclosure
 Tool End: No Connectors Supplied



Sterling, VA USA Tel. +1-(703) 471-5050
 Wiesbaden, Germany Tel. +49-(0)-611-973430
 Ube, Japan Tel. +81-(836) 54-4369
 www.gammaflux.com; www.gammaflux.de

DME® is a registered trademark of D-M-E Company



Part Number(s)

Item	Base	Hood	Insert	Strain Relief
A1	6124-027		6124-025	
A2		6124-157	6124-026	6124-052
T/C Cable	WAD25F000T?F??			