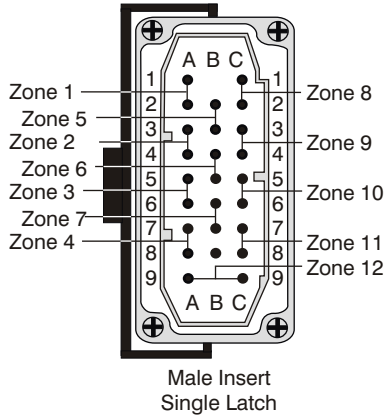


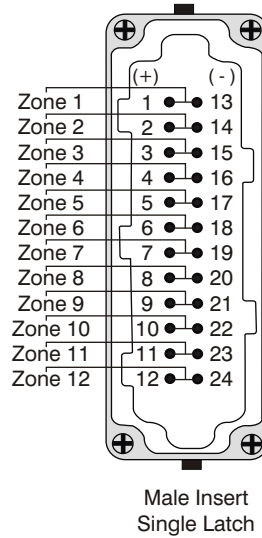
# A1

Thermocouple



# A3

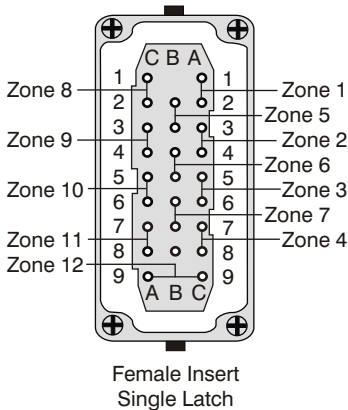
Thermocouple



Thermocouple Polarity on Enclosure & Controller End of Cable  
 (+) on pins A1, A3, A5, A7, B2, B4, B6, C1, C3, C5, C7, A9  
 (-) on pins A2, A4, A6, A8, B3, B5, B7, C2, C4, C6, C8, C9

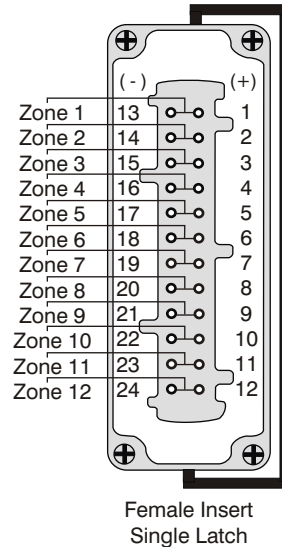
# A2

Thermocouple



# A4

Thermocouple



DWG 43

Date: 8.24.2004  
 Enclosure: DME<sup>®</sup> Standard Enclosure  
 Tool End: HBE24 - Single Latch



Sterling, VA USA Tel. +1-(703) 471-5050  
 Wiesbaden, Germany Tel. +49-(0)-611-973430  
 Ube, Japan Tel. +81-(836) 54-4369  
 www.gammalux.com; www.gammalux.de

### Part Number(s)

Item	Base	Hood	Insert	Strain Relief
A1	6124-027		6124-025	
A2		6124-157	6124-026	6124-036
A3		6124-022	6124-007	6124-036
A4	6124-016		6124-008	
T/C Cable	WAD25E24ST?F??			

