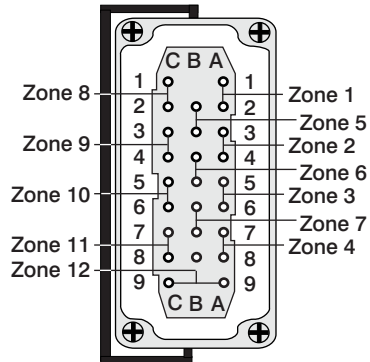


A1

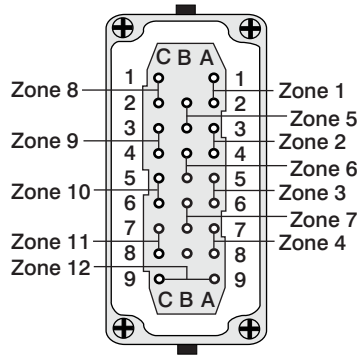
Power



HD25 Female Insert
Single Latch

A3

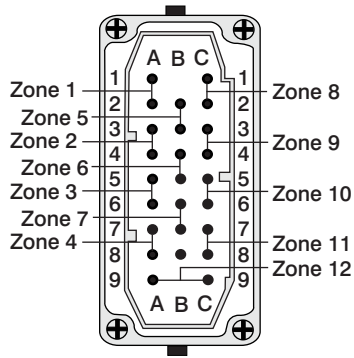
Power



HD25 Female Insert
Single Latch

A2

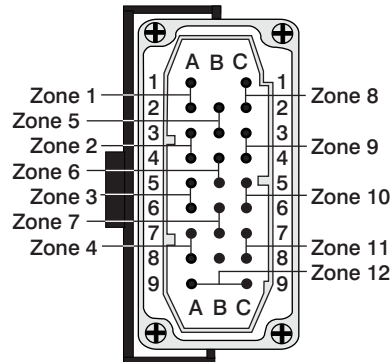
Power



HD25 Male Insert
Single Latch

A4

Power



HD25 Male Insert
Single Latch

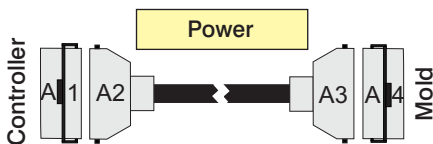
DWG 32

Date: 8.24.2004
Enclosure: DME[®] Standard Enclosure
Tool End: DME[®] PIC 12G

DME[®] is a registered trademark of D-M-E Company



Sterling, VA USA Tel. +1-(703) 471-5050
Wiesbaden, Germany Tel. +49-(0)-611-973430
Ube, Japan Tel. +81-(836) 54-4369
www.gammaflux.com; www.gammaflux.de



Item	Part Number(s)			
	Base	Hood	Insert	Strain Relief
A1	6124-027		6124-026	
A2		6124-157	6124-025	6124-052
A3		6124-157	6124-026	6124-052
A4	6124-027		6124-025	
Power Cable	WAD25D25SPOS??			